

No. PDMA (SINDH)/(SITREP)/2022/1651

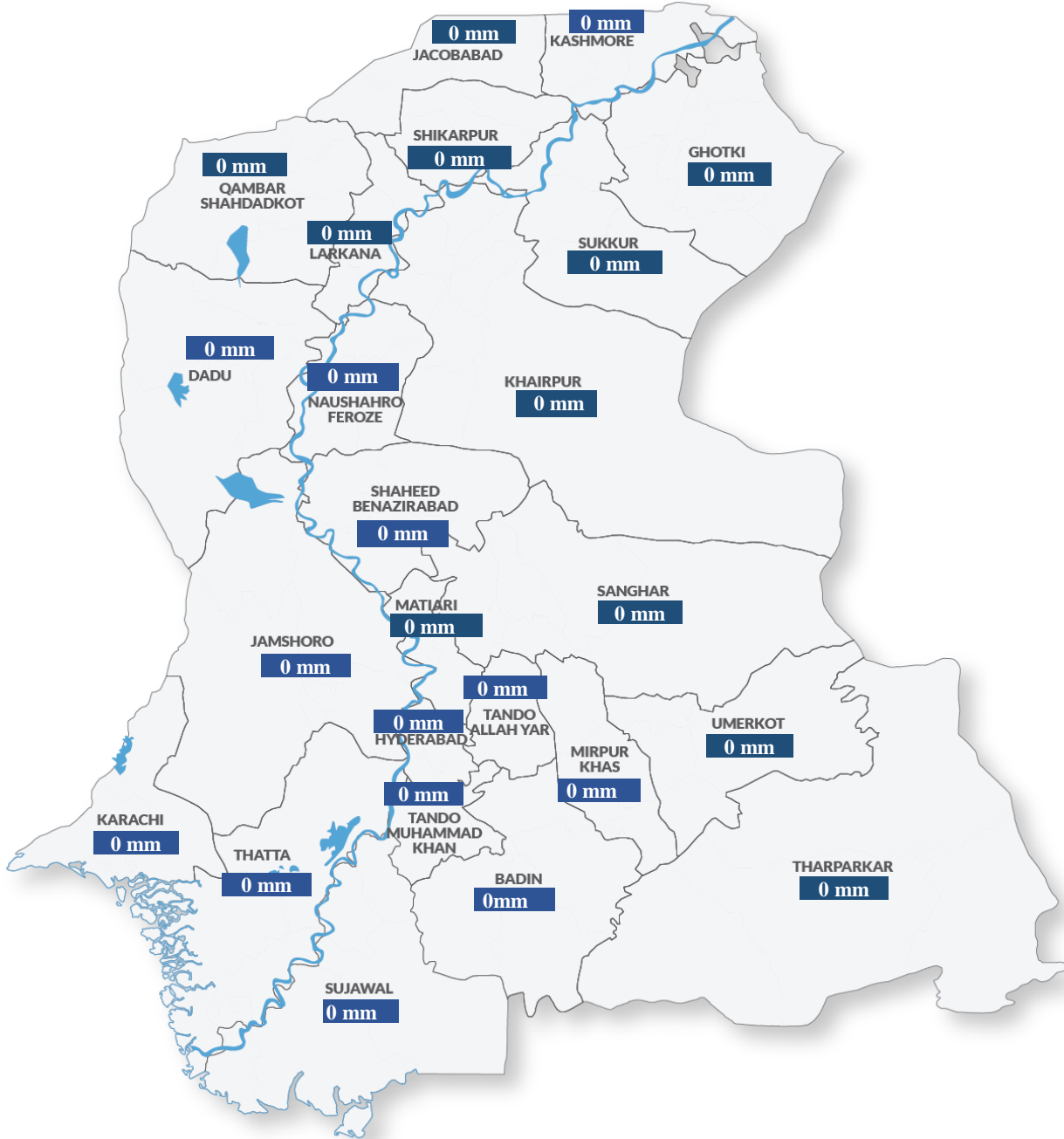
November 07, 2022

Period Covered: 22:00 hrs. 20-06-2022 to 06-11-2022 22:00 hrs.

DAILY SITUATION REPORT

Weather Situation Overview

Rainfall in Average (last 24 hrs.)



Source: CM Portal

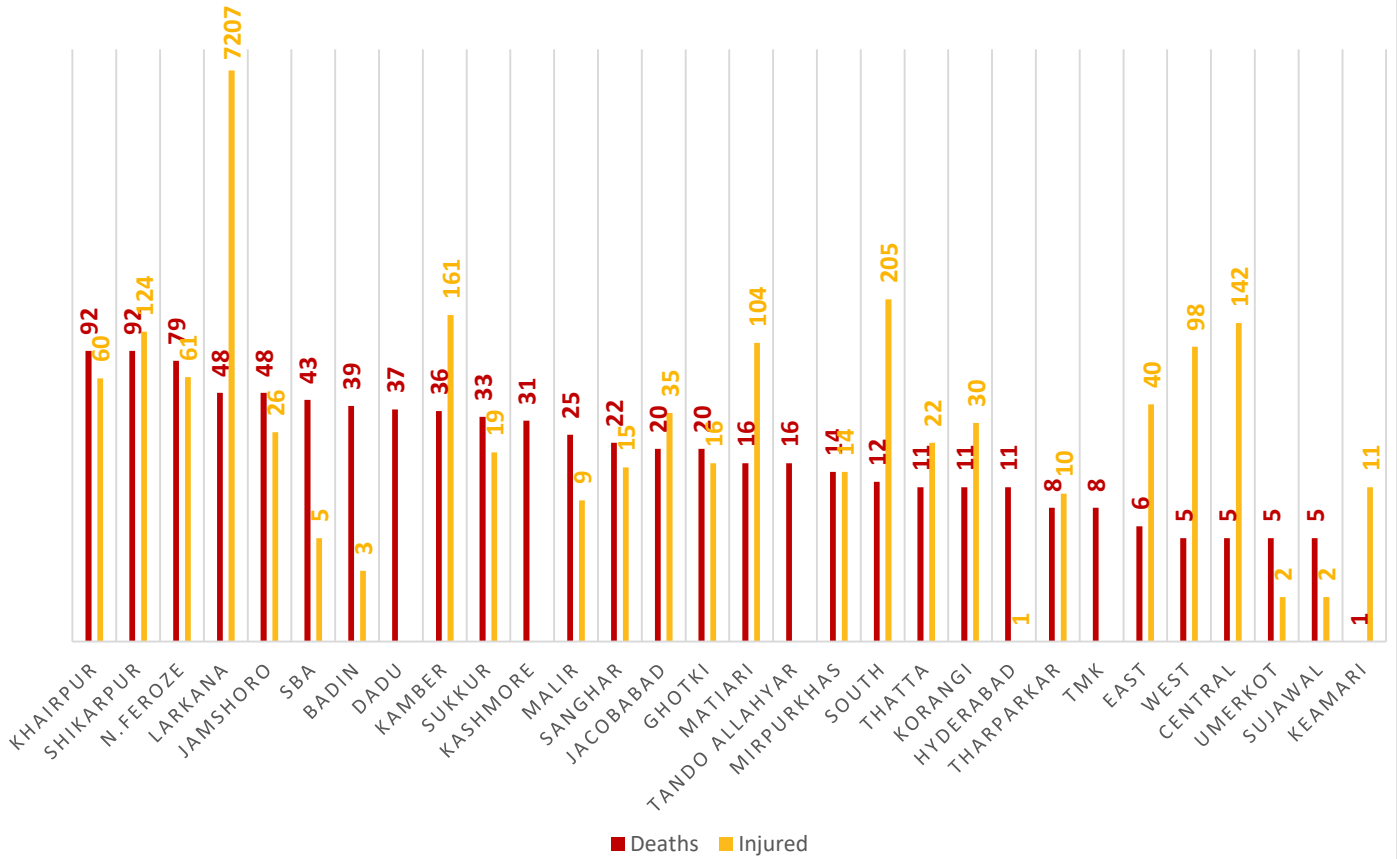
Weather Forecast

- Nothing to Report (NTR)



Summary of Losses

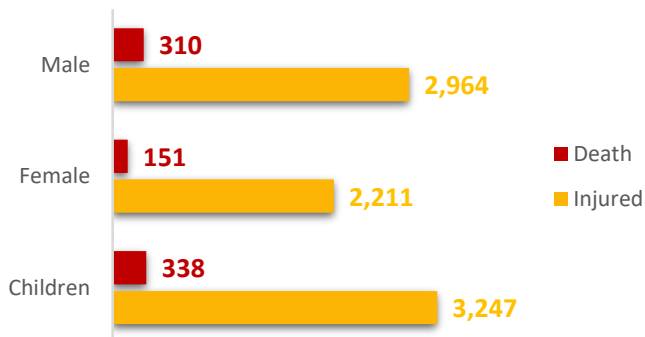
DISTRICT-WISE DEATHS & INJURED



Death Data Source: Concerned Deputy Commissioners.

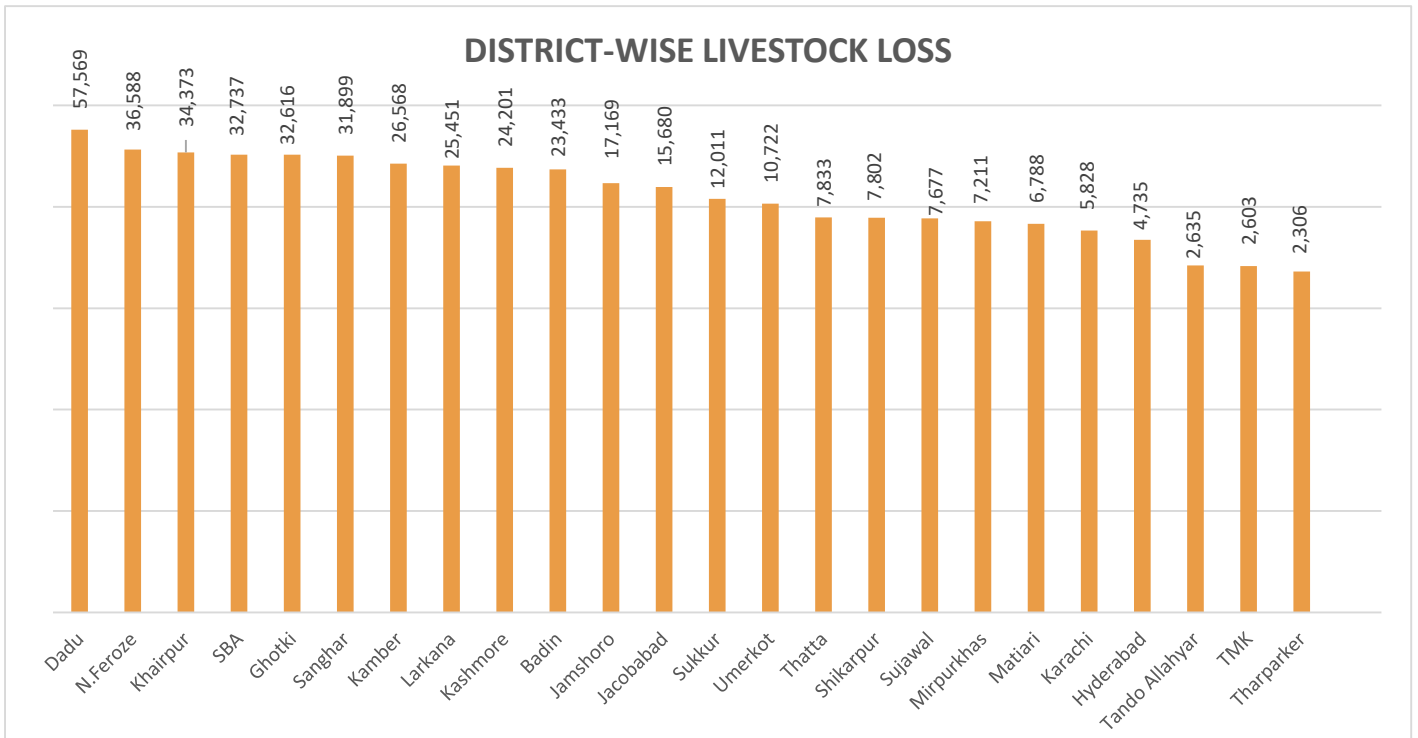
Injury Data Source: Directorate General Health Services, Hyderabad.

GENDER-WISE DISTRIBUTION



SUMMARY

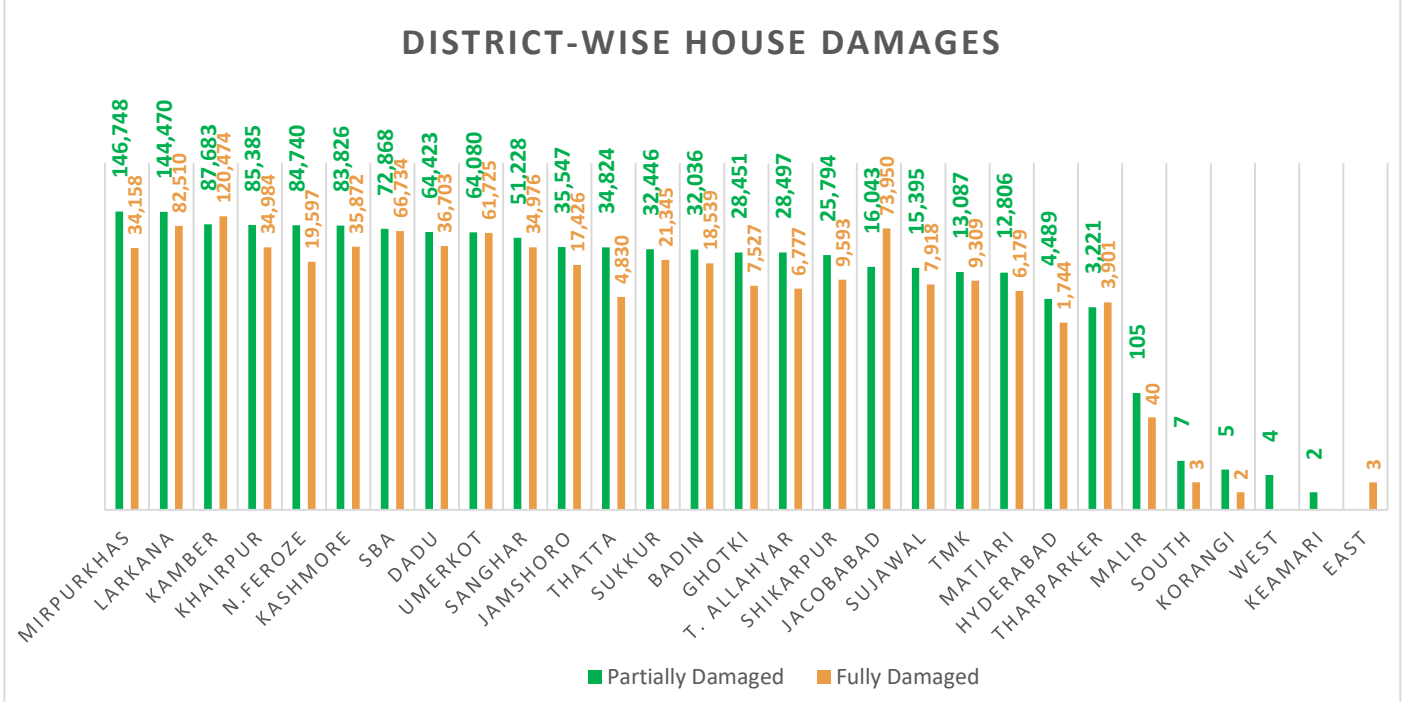




Total Livestock Perished: 436,435

Livestock Data Source: DG Livestock Sindh.

Summary of Infrastructure & Private Property Damage

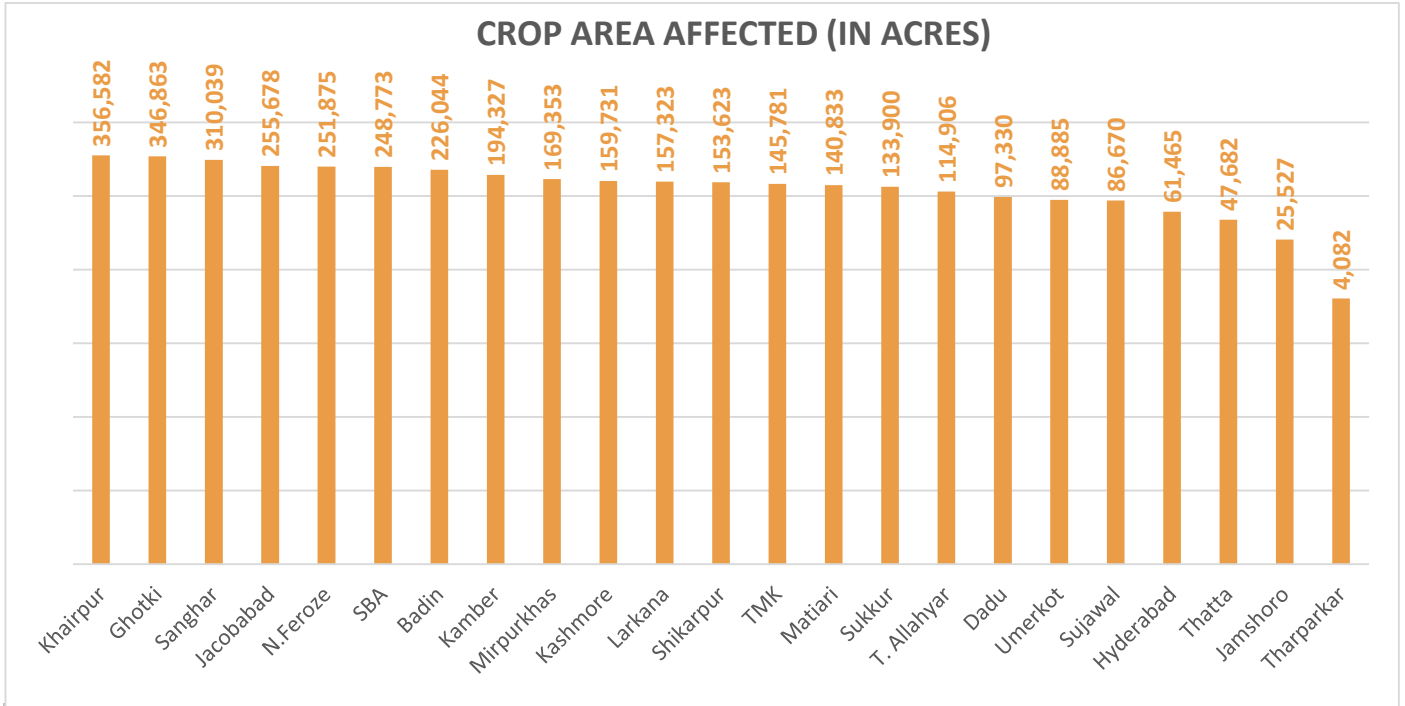


Partially Damaged – 1,168,210

Fully Damaged – 716,819

Grand Total – 1,885,029

Source: Concerned Deputy Commissioners.



Total Crop Area Damaged: 3,777,272

Source: Relief Department Sindh

Division	District	No. of UC's Affected	No. of Roads	Road (km)	Bridge	Culverts	Causeways (Rft)	Shop	Hotel	Masjid
Karachi	East	-	1	8	2	-	750	-	-	-
	West	-						-	-	
	South	18						1	-	
	Central	-						3	-	
	Malir	14						7	-	
	Korangi	2						-	-	
	Keamari	32						-	-	
Sub Total		66	1	8	2	-	750	11	-	-
Hyderabad	Hyderabad	160	13	76	2	-	-	-	-	-
	Jamshoro	30	42	516	15	9	1,375	-	-	-
	Dadu	66	65	569	6	99	-	-	-	-
	Matiari	30	7	83	-	-	-	-	-	-
	Tando Allahyar	28	37	344	6	92	-	-	-	-
	TMK	28	7	118	0	6	-	-	-	-

Division	District	No. of UC's Affected	No. of Roads	Road (km)	Bridge	Culverts	Causeways (Rft)	Shop	Hotel	Masjid
	Thatta	40	39	291	23	233	-	-	-	-
	Sujawal	37	30	426	57	272	-	-	-	-
	Badin	68	53	799	13	82	0	5	2	3
Sub Total		487	293	3,221	122	793	1,375	5	2	3
Sukkur	Sukkur	67	20	181	1	25	-	11	-	-
	Khairpur	88	110	622	2	83	-	13	-	3
	Ghotki	66	24	252	-	-	-	-	-	-
Sub Total		221	154	1,055	3	108	-	24	-	3
SBA	SBA	60	58	942	15	45	-	-	-	-
	N.Feroze	68	60	727	2	124	-	-	-	-
	Sanghar	73	52	296	10	119	-	-	-	-
Sub Total		201	170	1,965	27	288	-	-	-	-
Larkana	Larkana	68	24	192	1	54	-	-	-	-
	Kamber-Shahdadkot	52	51	173	3	158	-	-	-	-
	Shikarpur	55	23	258	-	38	-	-	-	-
	Jacobabad	44	66	166	-	65	-	-	-	-
	Kashmore	41	24	289	1	14	-	-	-	-
Sub Total		260	188	1,078	5	329	-	-	-	-
Mirpurkhas	Mirpurkhas	50	15	207	6	82	-	-	-	-
	Umerkot	42	21	332	-	69	-	-	-	-
	Tharparker	3	18	597	-	80	-	-	-	-
Sub Total		95	54	1,136	6	231	-	-	-	-
Grand Total		1,330	860	8,463	165	1,749	2,125	40	2	6

Source of UCs Affected: Relief Department Sindh

Source of Infrastructure Damage: Works & Services Department Sindh

Note: - Works & Services Department has reported that 2,548 Government buildings have been damaged.

POPULATION AFFECTED

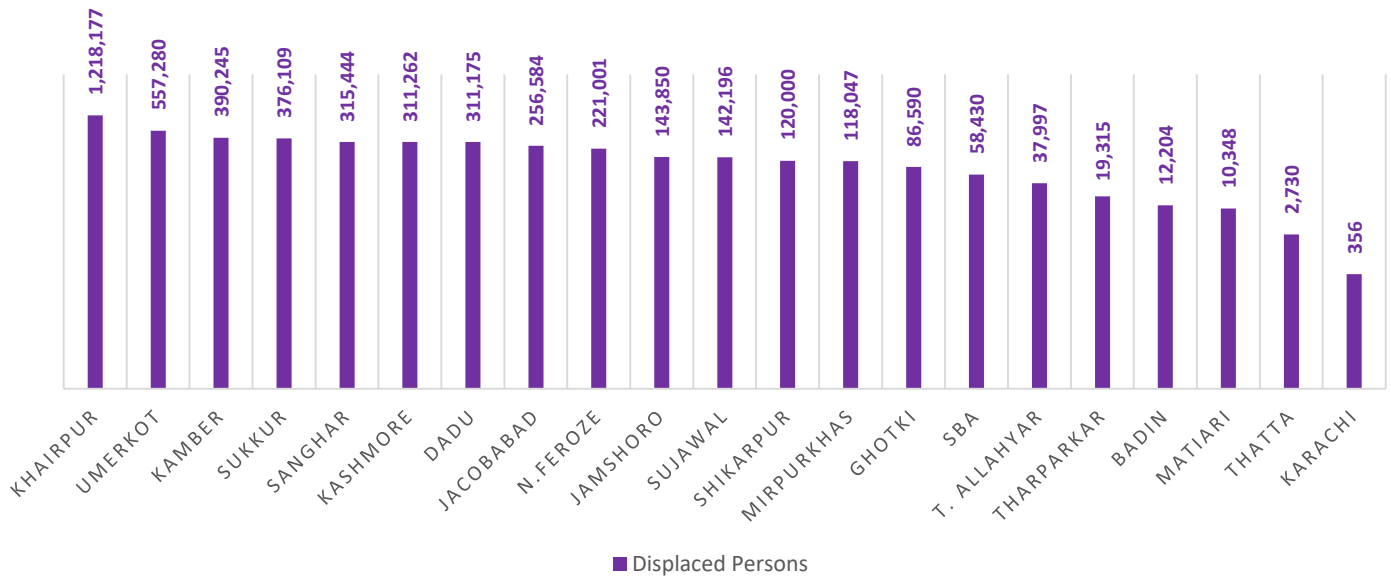


Total Population Affected: 12,356,860

Total Households Affected: 2,366,393

Source: Concerned Deputy Commissioners.

POPULATION DISPLACED



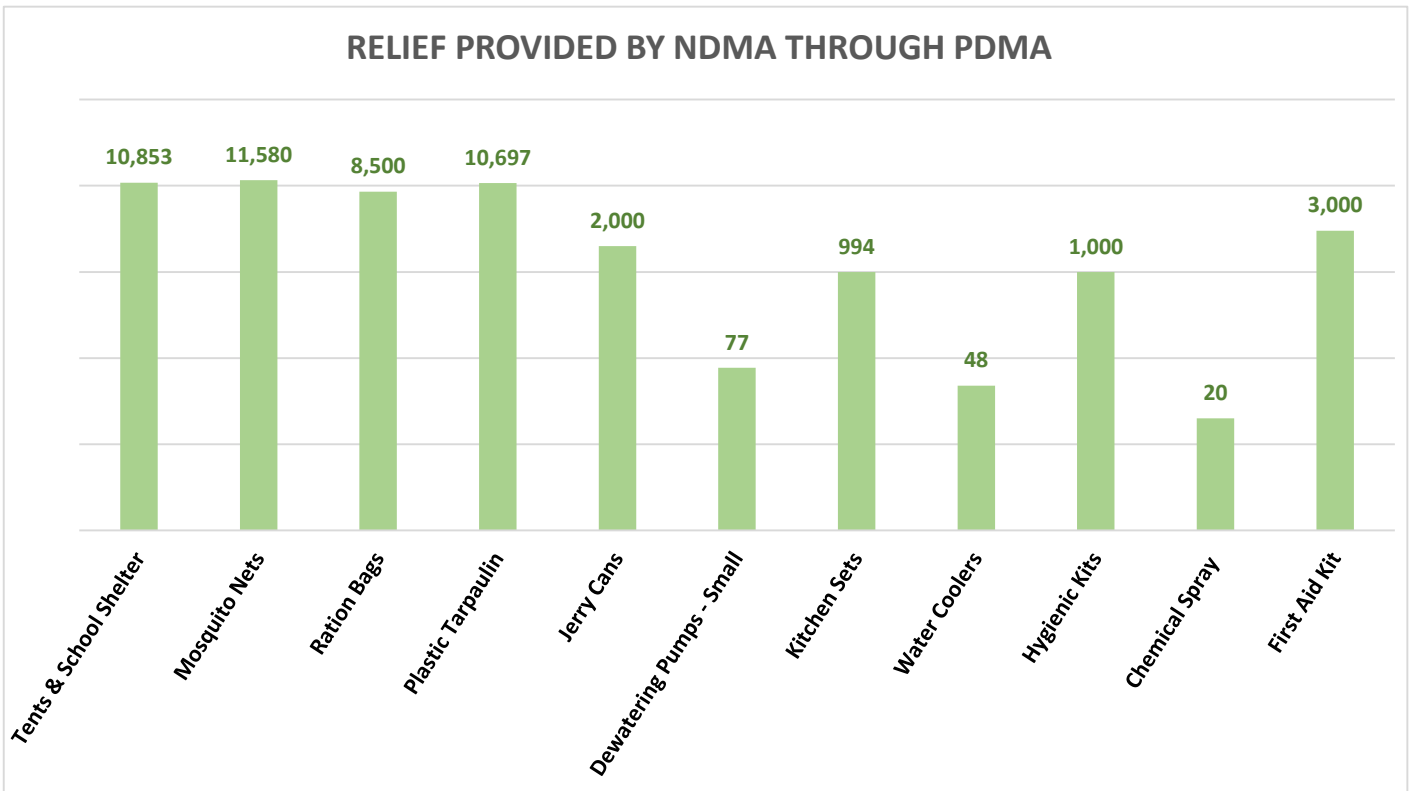
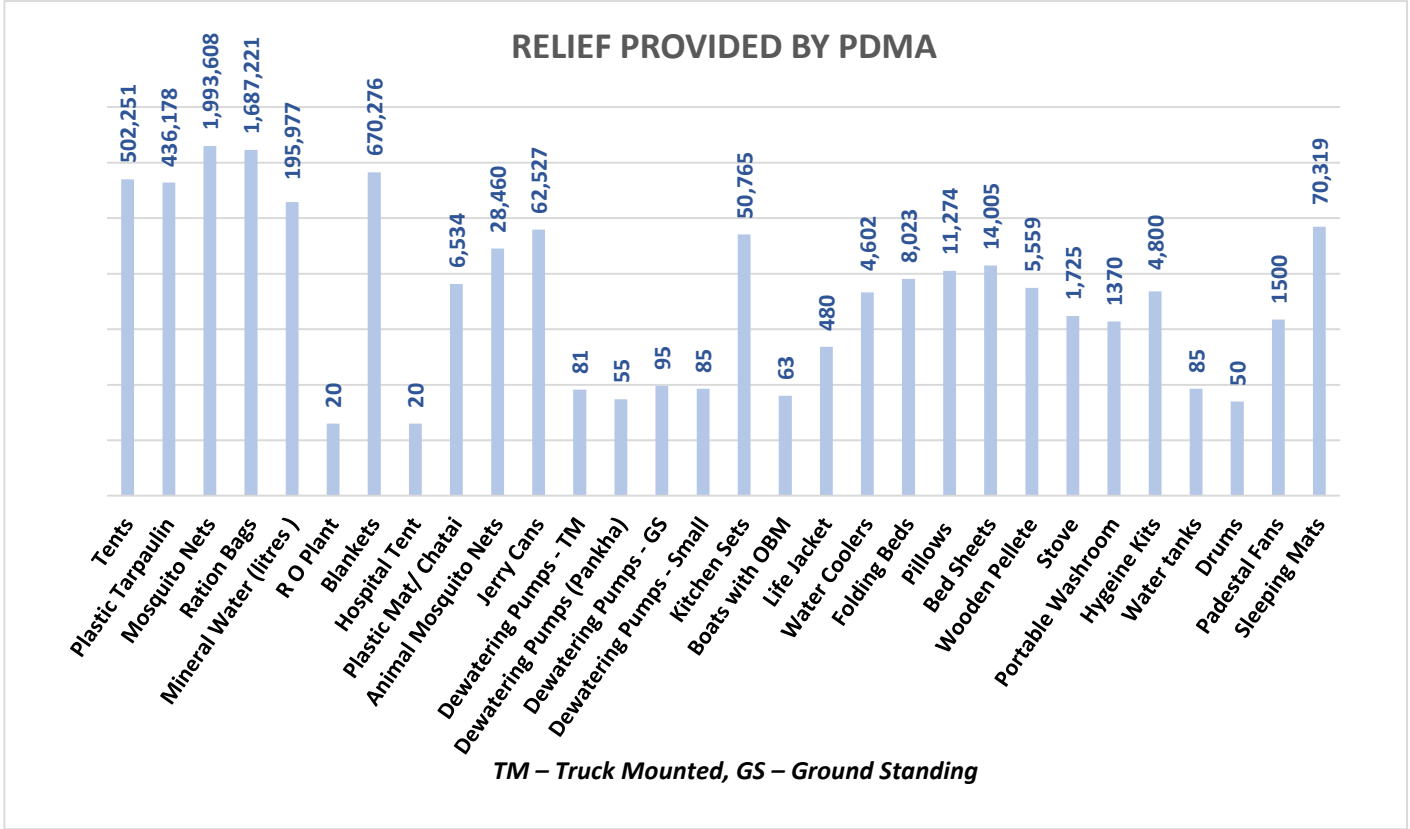
Total Number of Person Displaced: 4,709,340

Source: Concerned Deputy Commissioners.

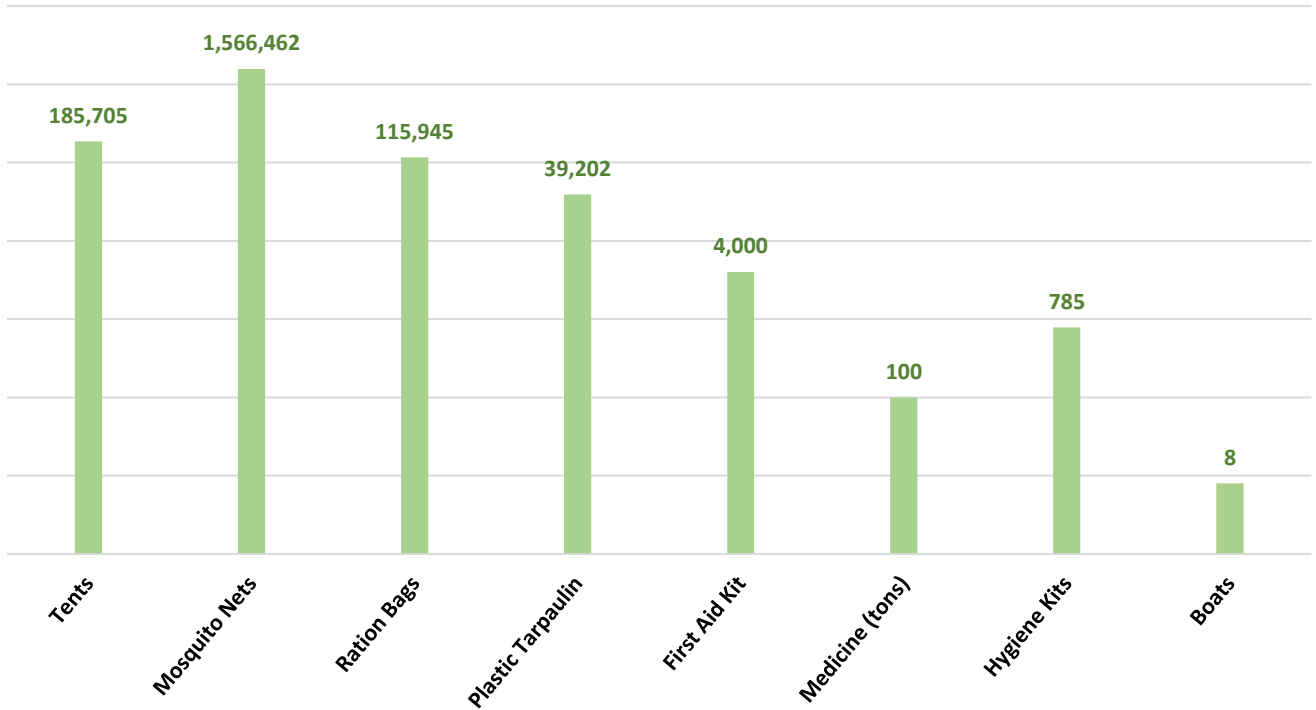
Relief Camps Established by DDMA's / Deputy Commissioners

Division	District	Relief Camps Established	Persons in Relief Camps (Last 24hrs)			
			M	F	C	T
Karachi	East	15	987	1,289	2,236	4,512
	West	7	-	-	-	3,705
	Korangi	2	-	-	-	-
	Malir	8	-	-	-	4,794
	Central	-	-	-	-	-
	Keamari	-	-	-	-	-
Sub Total		32	987	1,289	2,236	13,011
Hyderabad	Hyderabad	29	-	-	-	-
	Jamshoro	3	206	248	372	826
	Dadu	25	-	-	-	7,365
	Matiali	2	-	-	-	640
	Tando Allahyar	-	-	-	-	-
	Tando M. Khan	16	1,040	1,000	960	3,000
	Thatta	-	-	-	-	-
	Sujawal	-	-	-	-	-
Badin	-	-	-	-	-	
Sub Total		75	1,246	1,248	1,332	11,831
Sukkur	Sukkur	-	-	-	-	-
	Khairpur	-	-	-	-	-
	Ghotki	-	-	-	-	-
Sub Total		-	-	-	-	-
SBA	SBA	-	-	-	-	-
	N.Feroze	73	4,129	3,827	5,617	13,573
	Sanghar	151	-	-	-	-
Sub Total		224	4,129	3,827	5,617	13,573
Larkana	Larkana	-	-	-	-	-
	Kamber-Shahdadkot	5	1,005	1,574	233	2,812
	Shikarpur	-	-	-	-	-
	Jacobabad	-	-	-	-	-
	Kashmore	27	-	-	-	-
Sub Total		32	1,005	1,574	233	2,812
Mirpurkhas	Mirpurkhas	35	-	-	-	-
	Umerkot	3	503	810	1,577	2,890
Sub Total		38	503	810	1,577	2,890
Grand Total		401	7,870	8,748	10,995	44,117

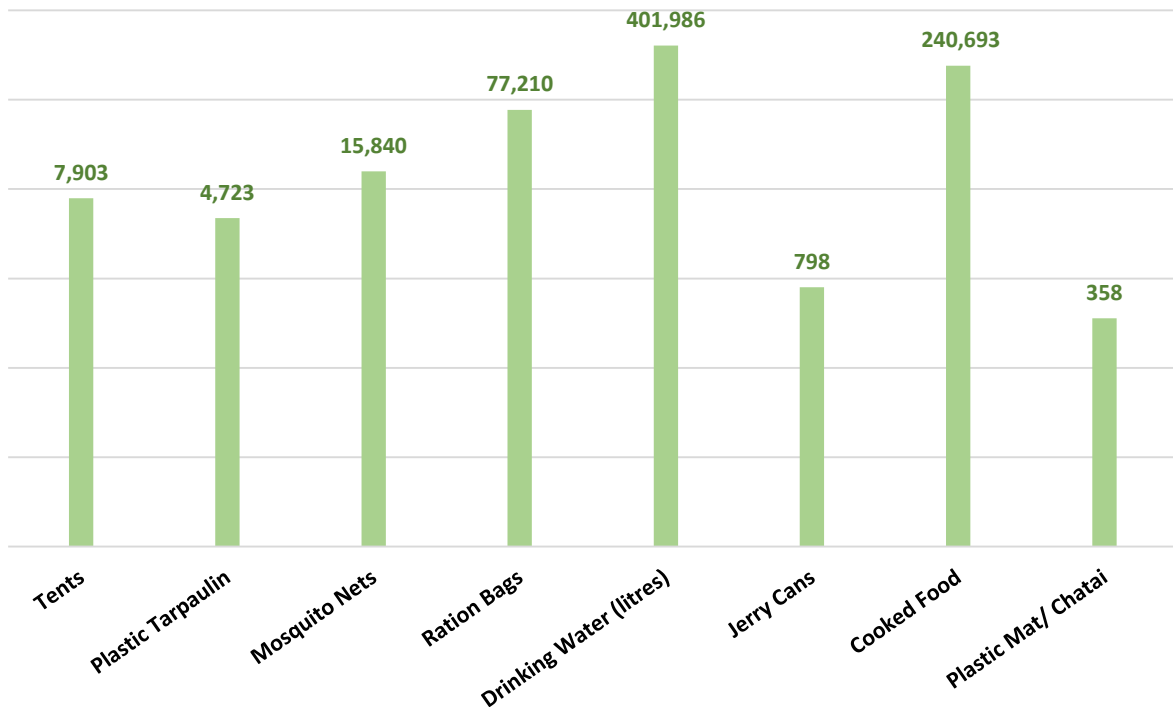
Source: Concerned Deputy Commissioners of Sindh.



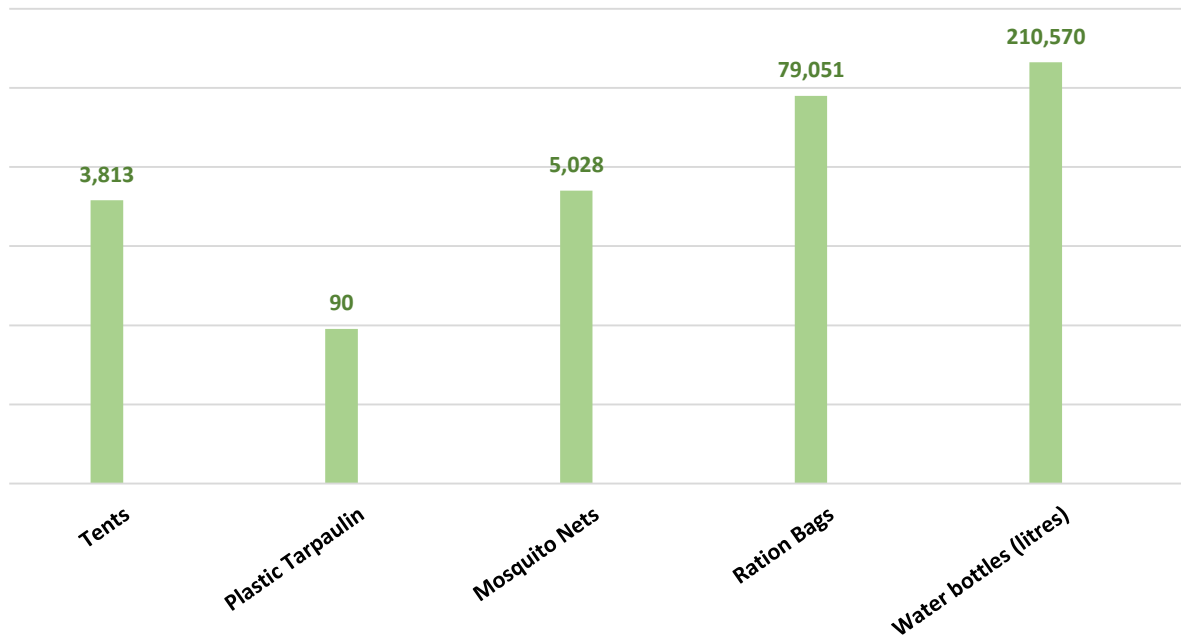
RELIEF PROVIDED BY NDMA THROUGH ARMY



RELIEF PROVIDED BY PAK NAVY



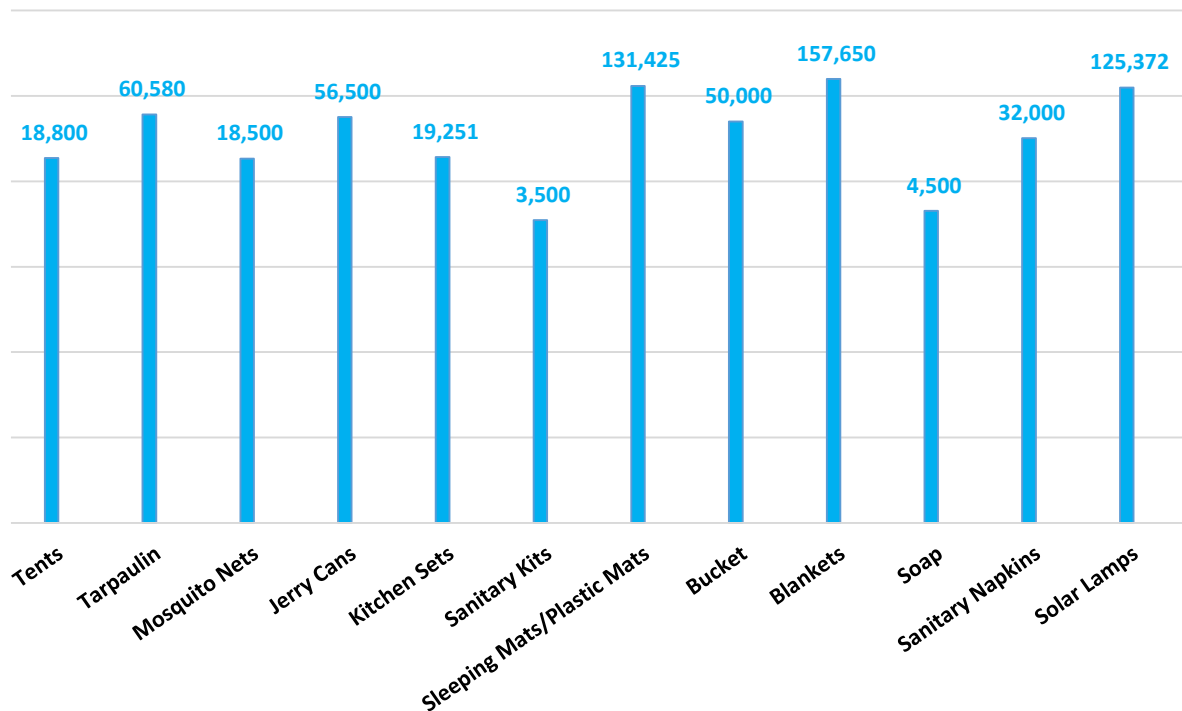
RELIEF PROVIDED BY PAK AIRFORCE



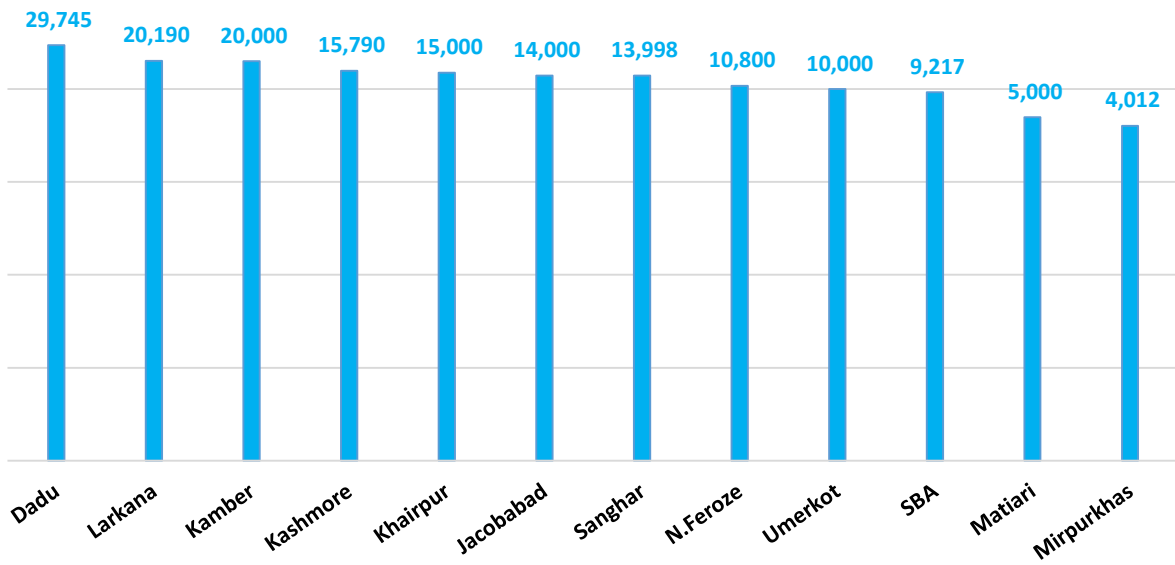
Others:

Organization	Relief
FGRF(INGO)	Cooked Food (Daigs) : 1058

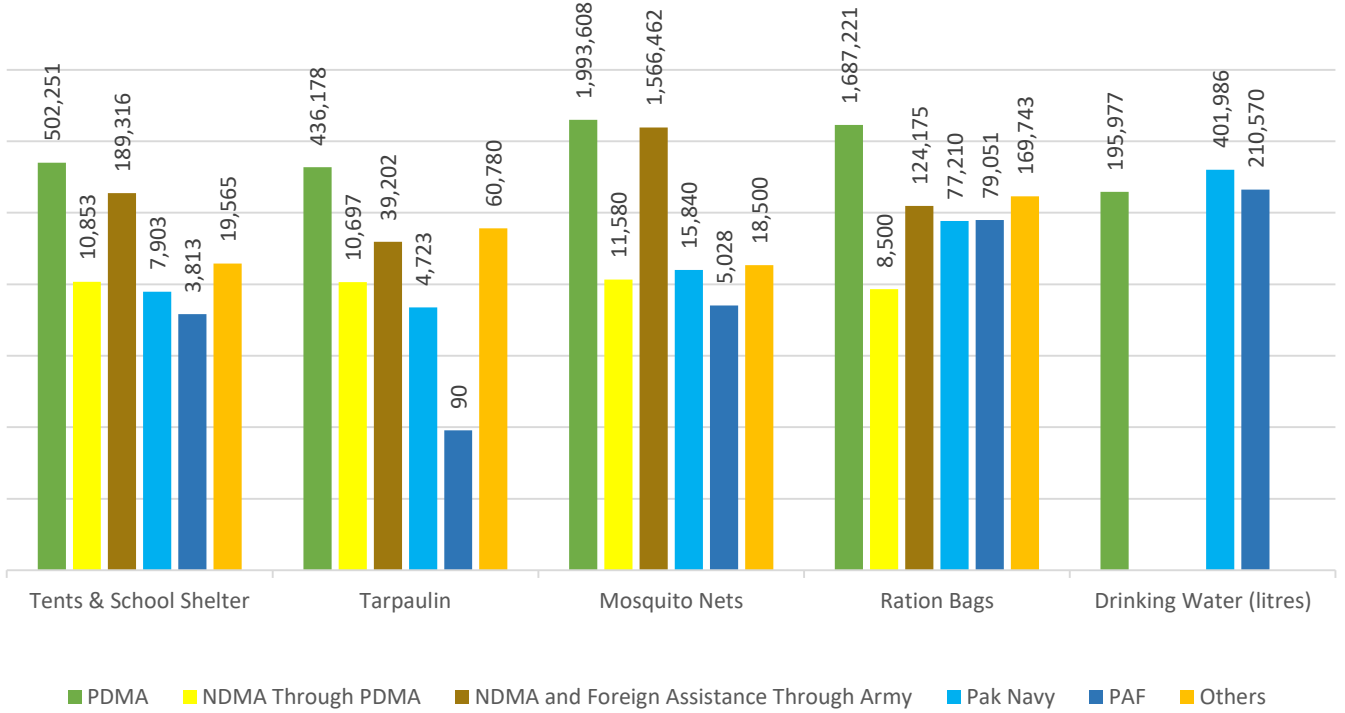
RELIEF PROVIDED BY UNHCR

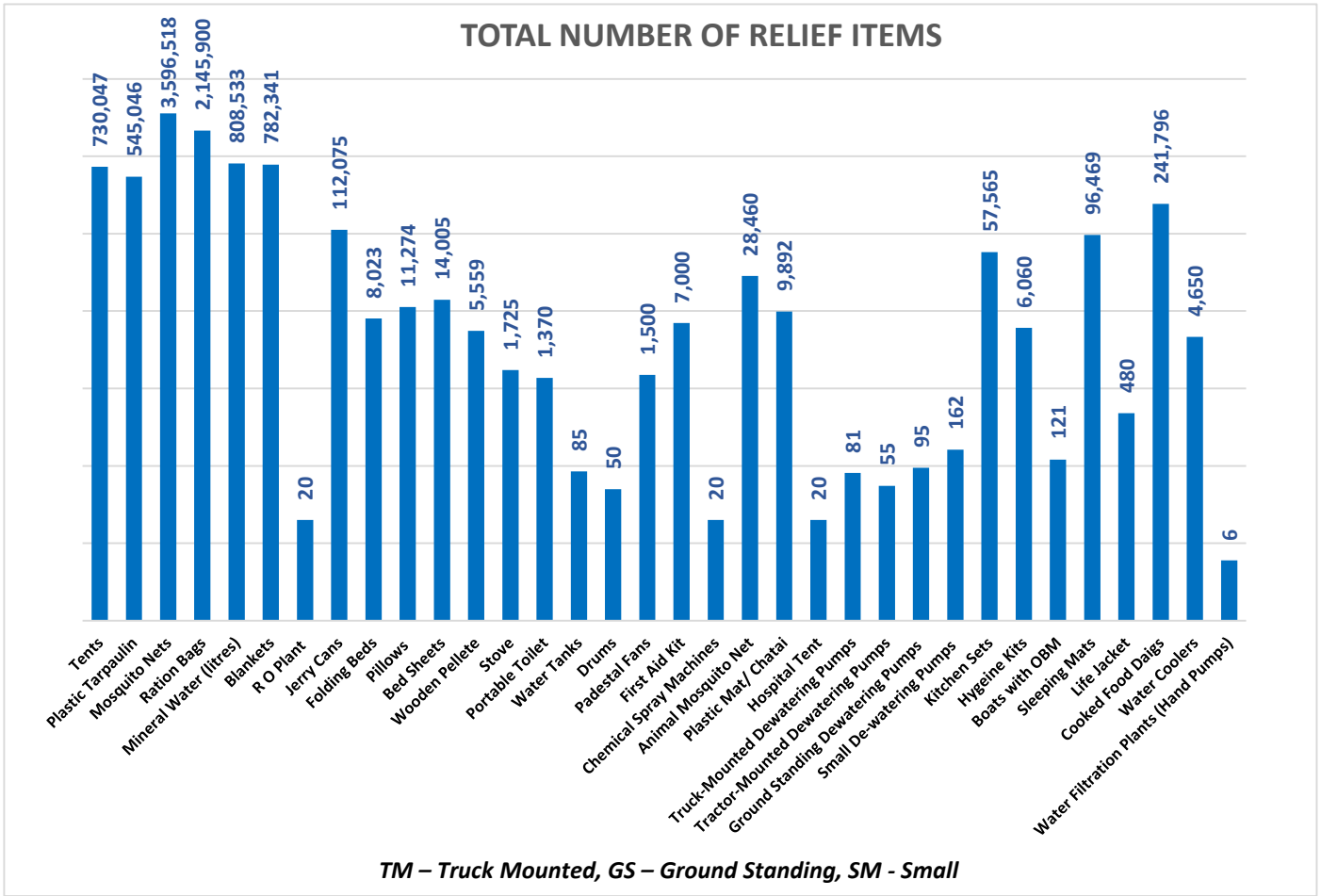


RATION BAGS PROVIDED BY UN-WFP



Combined Relief Provided





Last 24 Hours (Already Included in Total):

Districts	Tents	Blankets	Ration Bags	Water Filtration Pumps
Khairpur	-	-	4,000	-
Hyderabad	-	-	2,500	-
Sujawal	-	-	2,000	-
Ghotki	-	2,000	-	-
Sanghar	-	12,500	-	-
Kamber	-	15,126	-	-
Larkana	-	17,100	-	-
SBA	4,400	3,900	-	-
Mirpurkhas	-	7,500	-	-
Jamshoro	-	-	-	6
Total	4,400	58,126	8,500	6

Sd/-
(KAZIM RAZA TALPUR)
**INCHARGE PEOC
PDMA SINDH**